

1. Historic Overall Wildlands Student Performance on the WKCE

Wildlands Science Research Charter School opened for enrollment in the fall of 2005. Data from the WKCE for the 2008-09 to 2011-12 school years is presented below. All the charts show the aggregate achievement data from grades 7-8 and 10 at Wildlands who have taken the state test. Student score categories of minimal, basic, proficient, and advanced are shown with the total number of students scoring in each category.

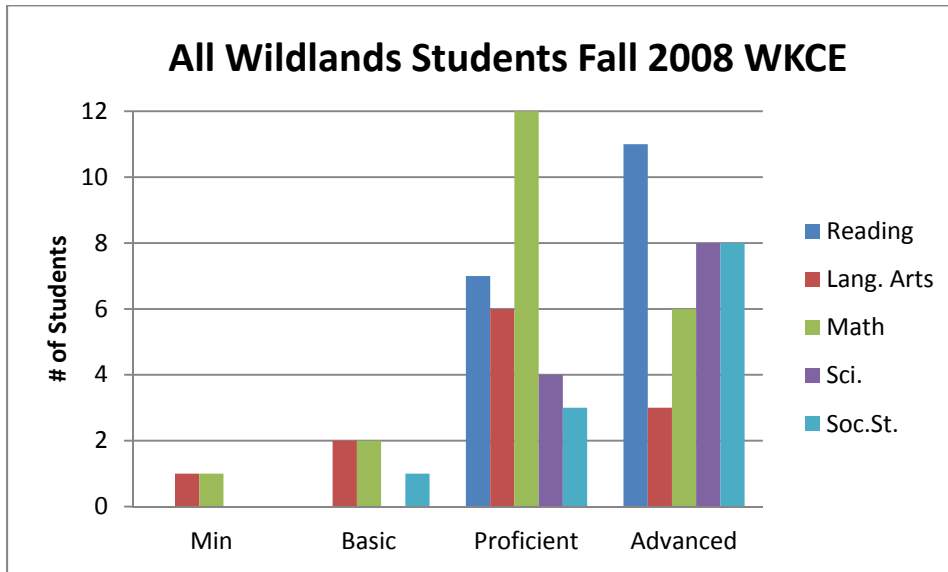


Figure 5: 2008 WKCE Results. All assessed students grades 7-8, and 10 combined.

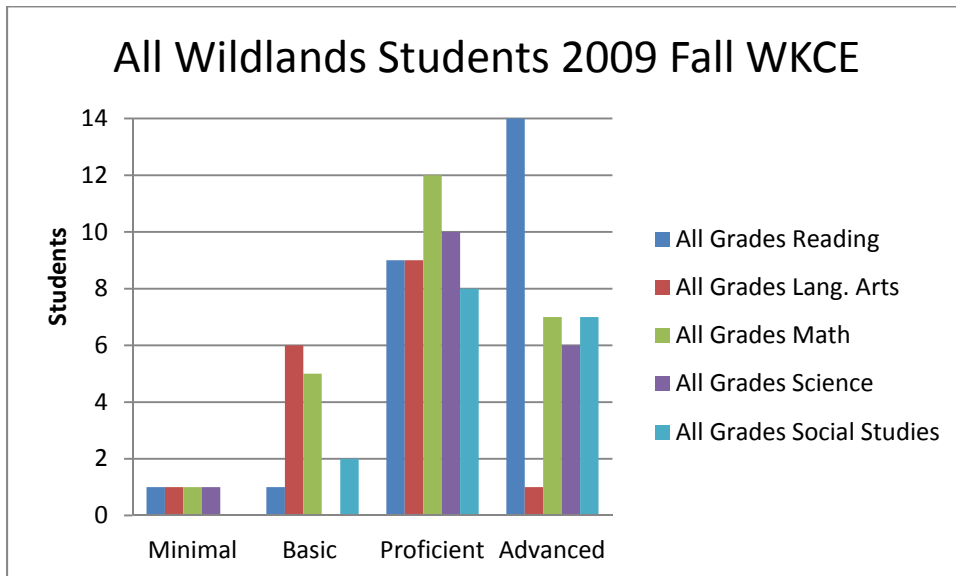


Figure 6: 2009 WKCE Results. All assessed students grades 7-8, and 10 combined.

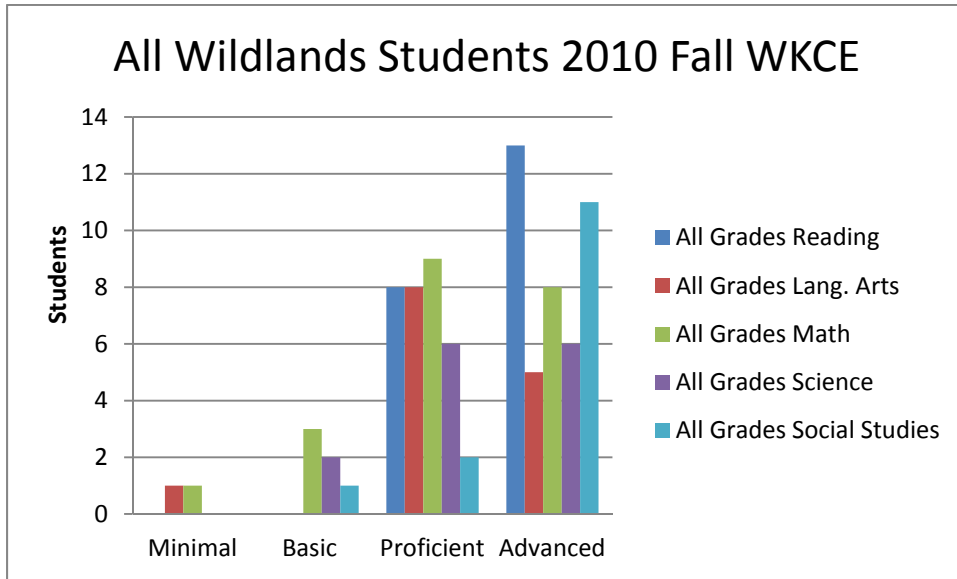


Figure 7: 2010 WKCE Results. All assessed students grades 7-8, and 10 combined.

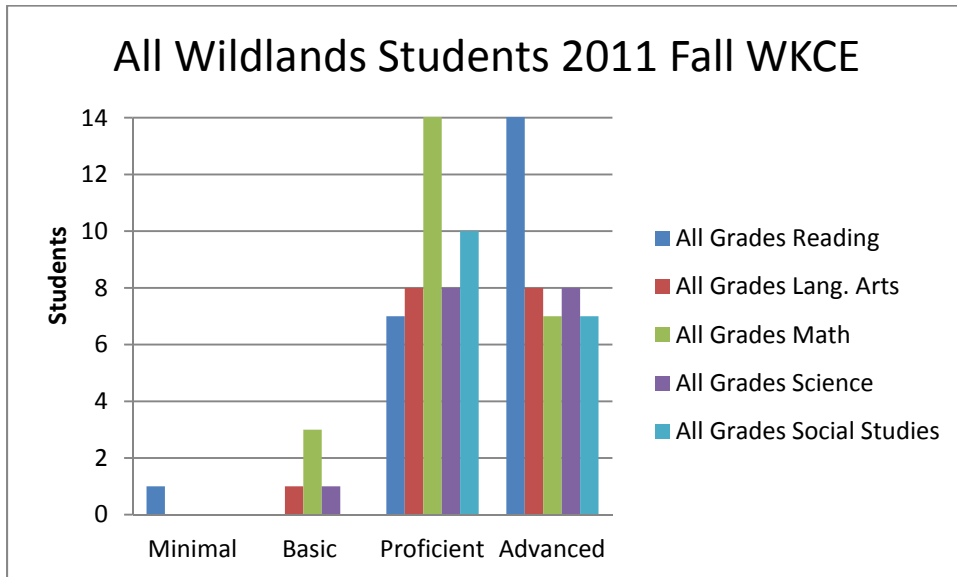


Figure 8: 2011 WKCE Results. All assessed students grades 7-8, and 10 combined.

When all the WKCE data is examined from the past 4 years Wildlands student scores are strong. Table 1 presents the percent of all the scores in all the subject areas assessed that were either Proficient or Advanced on the WKCE.

Percent of all Wildlands Student WKCE Test Scores in Advanced or Proficient by Year	
Year	%
2008-09	90.7
2009-10	82.2
2010-11	90.5
2011-12	94.4

Table 1: Summary percent of Wildlands WKCE scores in the Proficient or Advanced Category.